

UCG 55-12

12V 55AH

Deep Cycle

Ultracell®

'Quality in Every Language'

UCG55-12



Physical Specification

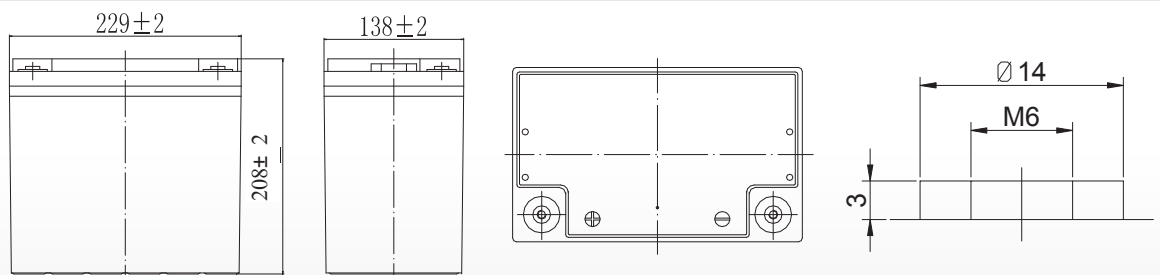
Part Number:	UCG55-12
Length:	229 ± 2 mm (9.02 inches)
Width:	138 ± 2 mm (5.43 inches)
Container Height:	208 ± 2 mm (8.2 inches)
Total Height (with terminal):	208 ± 2 mm (8.2 inches)
Approx Weight:	Approx 17kg (37.4lbs)

Specifications

Terminal Type	Normal Voltage	12V
	Normal Capacity (20HR)	55.0AH
	Standard Terminal	F9
Container Material	Optional Terminal	-
	Standard Option	ABS
Rated Capacity	Flame Retardant Option (FR)	ABS(UL94:VO)
	55AH	(20hr, 1.80V/cell, 25°C / 77°F)
	42.9AH	(5hr, 1.75V/cell, 25°C / 77°F)
Max Discharge Current	32.0 AH	(1hr, 1.60V/cell, 25°C / 77°F)
	550A (5 secs)	
Internal Resistance	Fully Charged at 25°C	Approx. 7m Ω
Discharge Characteristics	Operating Temp. Range	Discharge: -20 ~ 55°C (5 ~ 131°F)
		Charge: -10 ~ 55°C (14 ~ 131°F)
		Storage: -20 ~ 55°C (-4 ~ 131°F)
	Nominal Operating Temp. Range	25 ± 3°C (77 ± 5°F)
	Cycle Use	Initial Charging Current less than - Voltage 14.10V ~ 14.40V at 25°C (77°F) Temp. Coefficient -30mV/°C
	Standby Use	No limit on Initial Charging Current Voltage 13.50V ~ 13.80V at 25°C (77°F) Temp. Coefficient -18mV/°C
Capacity affected by Temperature		40°C (104°F) 103%
		25°C (77°F) 100%
		0°C (32°F) 88%
Design Floating Life at 20°C	12 Years	
Self Discharge	Ultracell batteries may be stored for up to 6 months at 25°C(77°F) and then a refresh charge is required. For higher temperatures the time interval will be shorter.	

Dimensions

F9 Terminal



ALL DATA IS SUBJECT TO CHANGE WITHOUT NOTICE

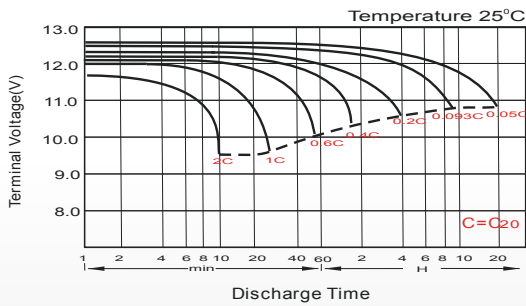
Constant Current Discharge (Amperes) at 25°C (77°F)

F.V/TIME	15min	30min	60min	2h	3h	4h	5h	6h	8h	10h	20h	48h	120h
1.60V/cell	74.3	51.3	32.0	18.7	13.2	10.4	8.69	7.43	5.78	5.15	2.81	---	---
1.65V/cell	72.6	50.2	31.5	18.6	13.1	10.3	8.64	7.37	5.72	5.14	2.81	----	---
1.70V/cell	69.9	48.7	30.7	18.4	13.0	10.2	8.58	7.32	5.72	5.13	2.80	1.23	---
1.75V/cell	67.7	47.5	30.1	18.2	12.9	10.2	8.53	7.26	5.67	5.09	2.75	1.22	0.51
1.80V/cell	63.8	45.8	29.2	17.7	12.5	9.85	8.25	7.04	5.49	5.06	2.75	1.22	0.51

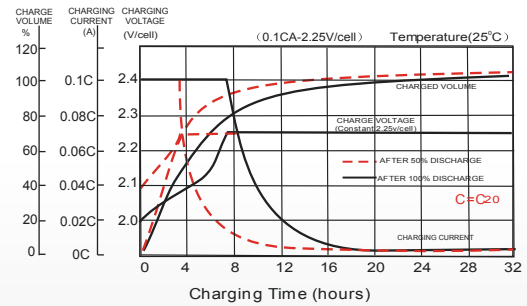
Constant Power Discharge (Watts) at 25°C (77°F)

F.V/TIME	15min	30min	60min	2h	3h	4h	5h	6h	8h	10h	20h	48h	120h
1.60V/cell	829	584	369	218	156	123	103	88.0	68.8	61.6	33.9	---	---
1.65V/cell	809	573	363	216	155	122	103	87.5	68.8	61.6	33.8	----	---
1.70V/cell	779	555	354	215	154	121	102	86.9	68.2	61.4	33.5	14.7	---
1.75V/cell	752	542	347	211	153	120	101	86.4	67.7	61.1	33.2	14.6	6.11
1.80V/cell	713	522	336	206	148	117	98.5	83.6	65.5	60.5	33.3	14.6	6.05

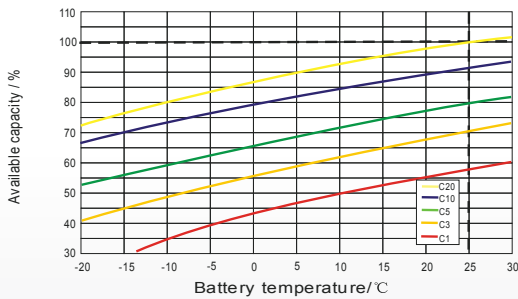
Discharge Characteristics



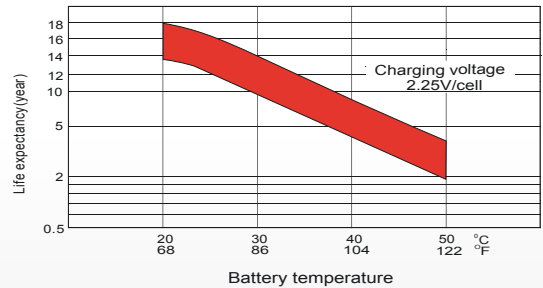
Float Charging Characteristics



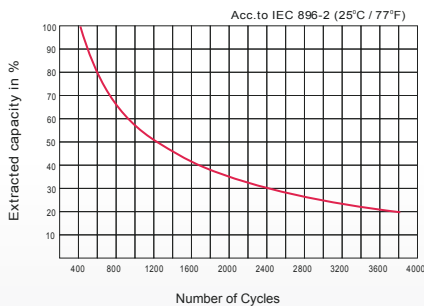
Temperature Effects in Relation to Battery Capacity



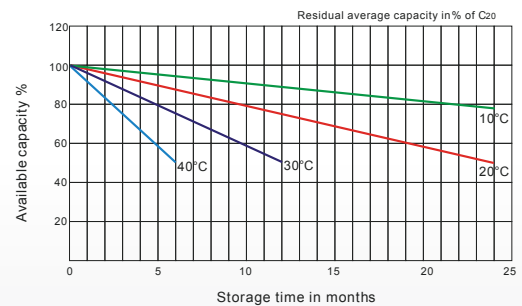
Effect of Temperature on Long Term Float Life



Cycle Life in Relation to Depth of Discharge



General Relation of Capacity VS. Storage Time



ALL DATA IS SUBJECT TO CHANGE WITHOUT NOTICE